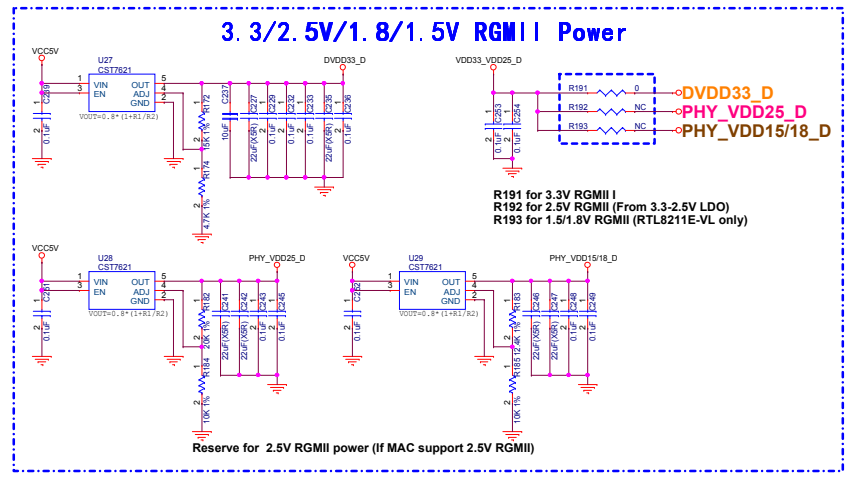
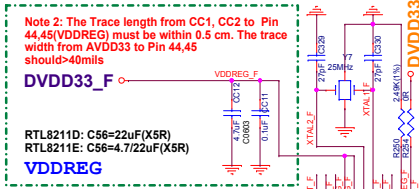
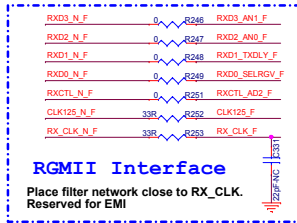
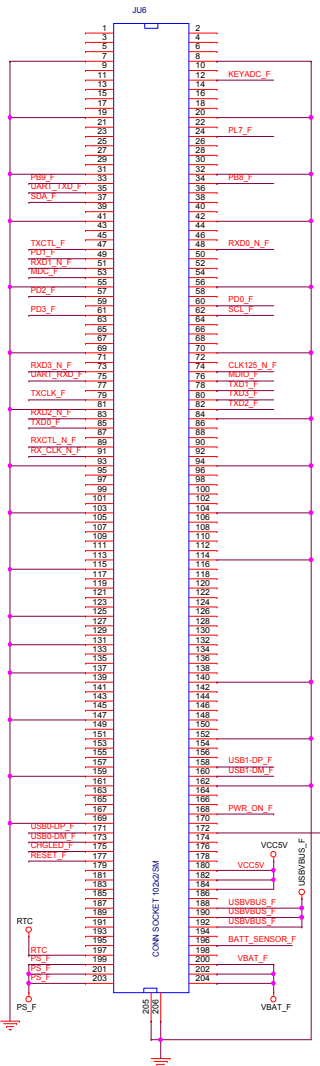


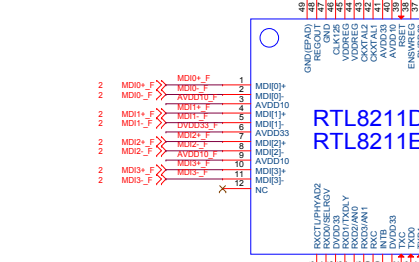
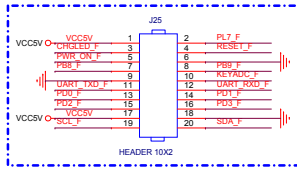
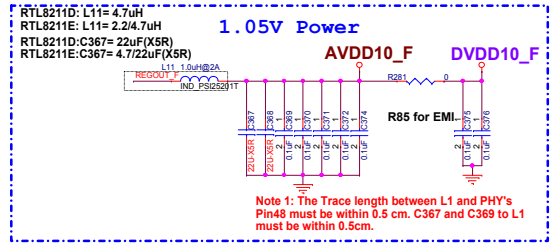
For wake on LAN function, please keep PHYRSTB pin to high.
 R187, R189: Config for all capability
 R170, R171: PHY Address=01(RTL8211D)
 R170, R171, R186: PHY Address=001(RTL8211E)
 R177, R188: Without TX/RX Delay

Configuration Setting





Connect ENSWREG to DVDD33_F to enable Switching regulator or connect ENSWREG to GND to disable Switching regulator.
Enable/Disabling SWREG



Pull down for 2.5V RGMII(RTL8211D/8211E)
Pull up for 3.3V RGMII (RTL8211D/8211E)
Pull up 1.5/1.8V RGMII (RTL8211E-VL only)

